

The Office of Infrastructure Protection

National Protection and Programs Directorate
Department of Homeland Security

Active Shooter and Hometown Security Resources



Homeland
Security

Active Shooter Preparedness

- <https://www.dhs.gov/active-shooter-preparedness>



The screenshot shows the official website of the Department of Homeland Security. The header includes the DHS logo, the text "Official website of the Department of Homeland Security", and navigation links for "Contact Us", "Quick Links", "Site Map", and "A-Z Index". Below the header is a dark blue navigation bar with links for "Topics", "How Do I?", "Get Involved", "News", and "About DHS". A search bar is located on the right side of this bar. The main content area has a breadcrumb trail: "Home > Topics > Critical Infrastructure Security > Active Shooter Preparedness". The page title is "Active Shooter Preparedness". On the left, there is a sidebar with a list of categories: "Private Citizen", "Human Resources or Security Professional", "Active Shooter Workshop Participant", and "First Responder". The main content area features a large graphic with the DHS logo and the text "ACTIVE SHOOTER HOW TO RESPOND" and "Active Shooter Preparedness Run.Hide.Fight". To the right of the graphic is a box titled "Find Active Shooter Preparedness Resources" with a dropdown menu labeled "I am a:" and the same four categories as the sidebar.

Welcome to the Active Shooter Preparedness Program webpage. Active shooter incidents are often unpredictable and evolve quickly. In the midst of the chaos, anyone can play an integral role in mitigating the impacts of an active shooter incident. The U.S. Department of Homeland Security (DHS) aims to enhance preparedness through a "whole community" approach by providing products, tools, and resources to help you prepare for and respond to an active shooter incident. To access the most applicable information, please select one of the provided categories.

[Download the printer-friendly Active Shooter Preparedness fact sheet.](#)

To contact the active shooter preparedness team or to get more information on Active Shooter Preparedness Workshops, please send an email to ASworkshop@hq.dhs.gov.

In case of an emergency, or to report suspicious activity or events, call 9-1-1 or contact your local law enforcement.

Last Published Date: March 15, 2017



**Homeland
Security**

Active Shooter Preparedness

Options for Consideration Video

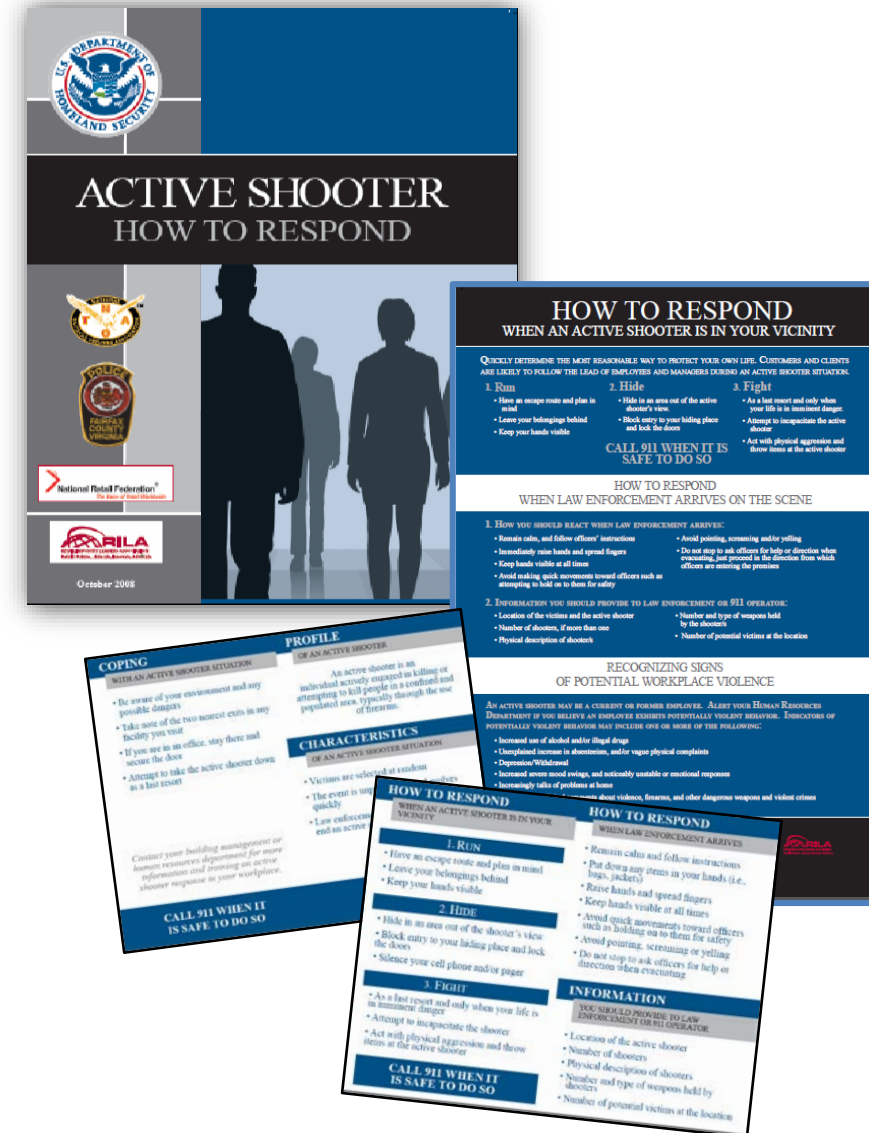
- https://www.dhs.gov/xlibrary/videos/17_0728_NPPD_active-shooter-awareness.mp4



Homeland
Security

Active Shooter Preparedness

- *Active Shooter: How To Respond*
 - Active Shooter Guide Book (13 pgs)
 - Quick Reference Guide (single-fold)
 - Break Room Poster
 - Pocket Card
- *Options for Consideration* Video
- *What You Can Do* - FEMA Training
- Active Shooter Preparedness Workshops
 - Contact ASworkshop@hq.dhs.gov
- Emergency Action Plan Video
- Pathways to Violence Fact Sheet
- Link to FBI Active Shooter Resources



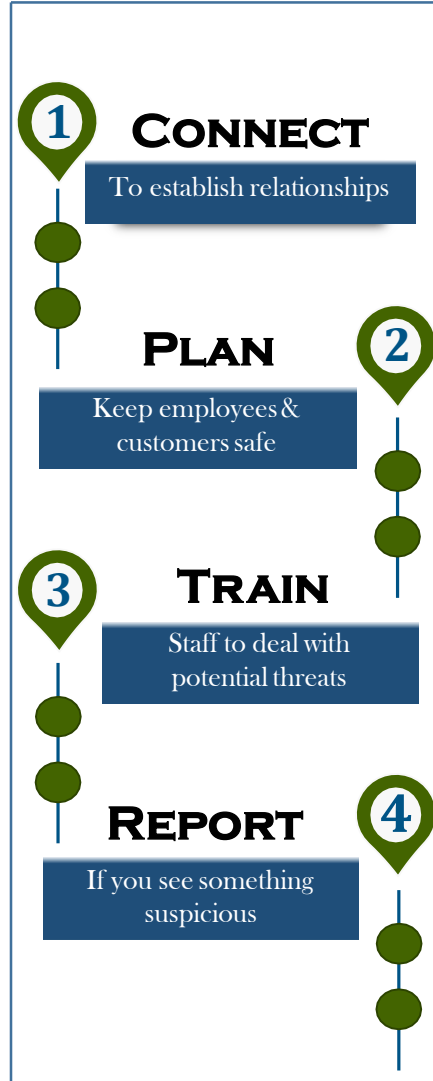
**Homeland
Security**

Hometown Security Campaign



**Homeland
Security**

Hometown Security Campaign



Protective measures for public gatherings

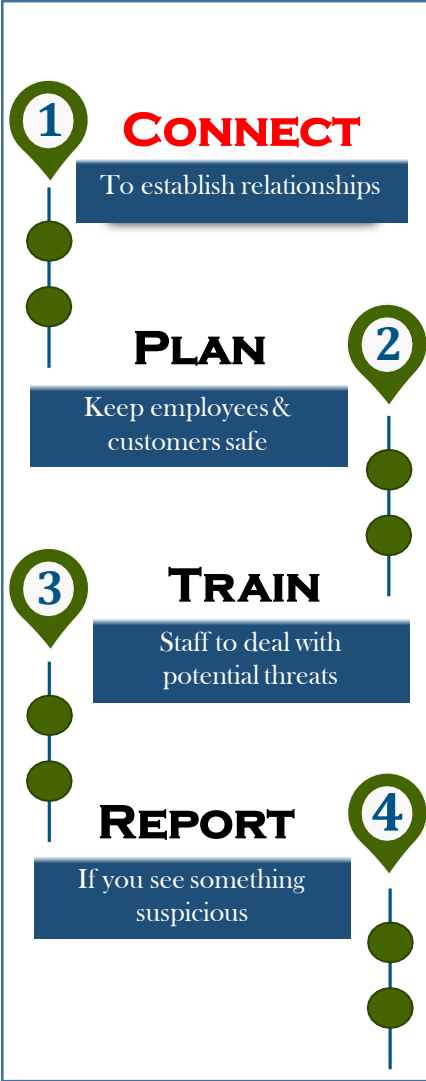
- Soft targets/public gathering places are attractive targets for our adversaries
- Americans congregate daily to work, play, shop, learn, celebrate, worship, and watch sports and entertainment at a variety of locations:
 - Concert halls and theatres
 - Restaurants and shopping malls
 - Parades and fairs
 - Museums and libraries
 - Sports venues
 - Houses of worship
- Our adversaries may perceive locations like these as attractive targets



**Homeland
Security**

Hometown Security Campaign

Connect



1

To establish relationships

Visit dhs.gov/hometownsecurity to learn more about Federal resources like the DHS Protective Security Advisor program.

- Reach Out & Develop Relationships

- Local law enforcement and emergency management officials
- Neighbors and community organizations
- DHS Protective Security Advisor
- FBI and Infragard: <https://www.infragard.org/>
- Customers and patrons



**Homeland
Security**

Hometown Security Campaign

Plan

1 CONNECT
To establish relationships

PLAN

Keep employees & customers safe

3 TRAIN
Staff to deal with potential threats

REPORT


If you see something suspicious

2

Keep employees & customers safe

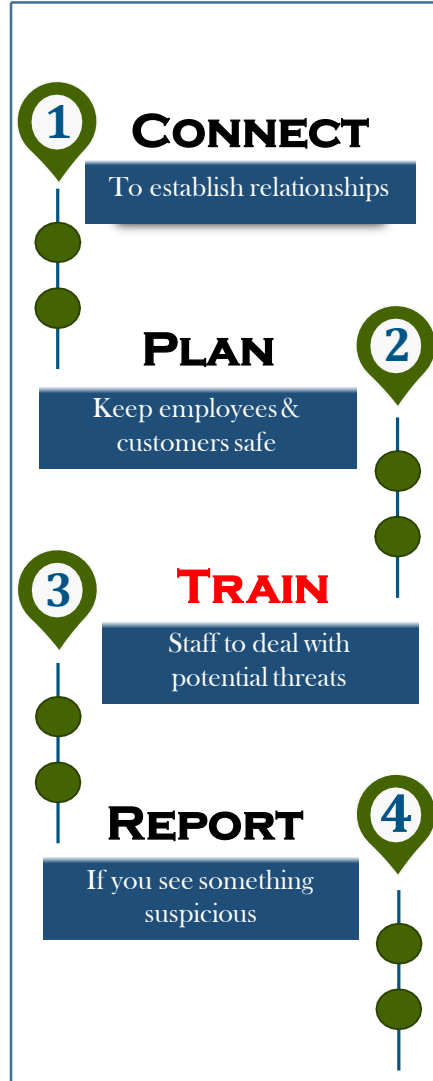
Stay aware of potential threats and hazards to your business, including your computer systems.

Visit ready.gov/business to develop plans to ensure safety, security, and business continuity.



**Homeland
Security**

Hometown Security Campaign



Train

3

Train staff to deal with potential threats

Teach employees to identify and report suspicious activity.

Online Training

“Active Shooter, What You Can Do” (IS-907)

- Available through the Federal Emergency Management Agency Emergency Management Institute:
- <http://training.fema.gov/EMIWeb/IS/IS907.asp>
- 45 minutes

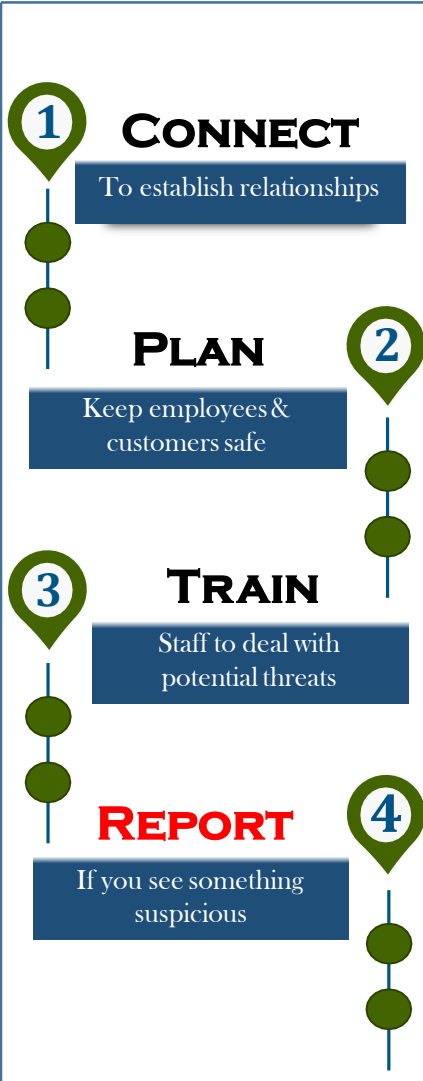


www.dhs.gov/ActiveShooter



**Homeland
Security**

Hometown Security Campaign



Report

4

If you see something suspicious

Post details of what to watch for and how to report it.

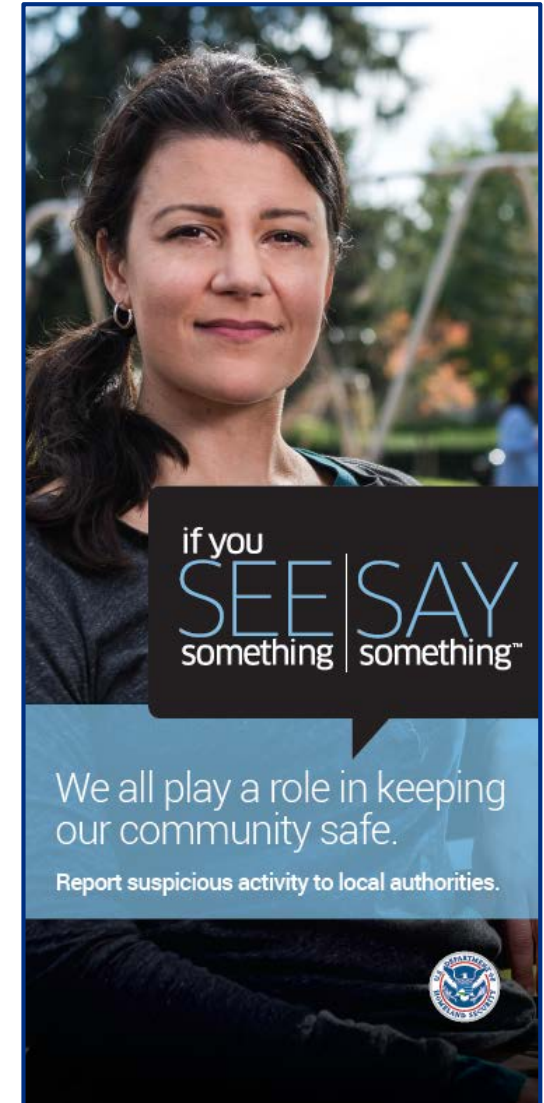
Join the “If You See Something, Say Something™” campaign at dhs.gov/see-something-say-something



Homeland
Security

“If You See Something, Say Something™”

- Campaign to raise public awareness of indicators of terrorism and crime, and the importance of reporting suspicious activity to law enforcement.
- DHS is integrating this effort with the Nationwide Suspicious Activity Reporting Initiative
- Developing a community-oriented policing curriculum for State and local law enforcement to enable frontline personnel to distinguish between legal and potentially criminal activities
- Visit www.dhs.gov/see-something-say-something





Homeland Security